



Secret Words

Get students learning their CVC words in the most fun way ever! The secret words CVC center features 25 different mats covering all the short vowel sounds. Students can use erasable marker or magnetic letters to work out the secret words by writing down the beginning sound of each picture.

SECRET WORDS

			bat
			mud
			
			
			

ERASABLE WHITEBOARD MARKER


© 2014 Pearson Education, Inc.



Scrambled Words

With these scrambled CVC words triangles, students simply find the corresponding magnetic letters indicated on the triangles and unscramble them to spell the word.

There are 63 different words for students to spell which cover all the short vowel sounds. Numerous recording sheet options are included as well so that you can choose how you want your students to record their answers.





Roll & Cover

This activity can be played as a one player or two player game. As a one player, the student rolls a die and covers a picture that matches. They keep going until all the pictures are covered. As a two player game, the players verse each to see who can get 3 in a line first.



ROLL & COVER







				Short a Words at ad an ag ap am

© My Teaching Pal



Reading Words

This literacy center is a great way to get your students sounding out and reading CVC words. The aim of the activity is for students to match the pictures to the words to complete the mats. There is a total of 13 mats included in this packet. Some mats are specific to each short vowel sounds and others include mixed CVC words.

	map	pan		
nap	Reading CVC Words			hat
				jam
van	tag		sap	







Change a Sound

These mats are designed to get your students spelling CVC words. Students change a letter to spell the 'new' CVC word. There is a total of 20 mats included and there are options for students to change the beginning, middle and ending sounds.



CHANGE THE FIRST SOUND

sat → 	cat	cat
gap → 	map	map
tap → 	cap	cap
rag → 		





© 2015 by Scholastic Teaching Resources



Read & Match

This activity provides students with the opportunity to develop and demonstrate their reading comprehension skills which is an important skill to learn early on. To complete the activity, students read CVC words/simple sight words and find the picture that matches the sentence. This packet features 10 different boards comprised of 50 different sentences.

READ & MATCH

The dog sat on the bed.	
There is a little hen.	
The pig is in the mud.	
He dug in the sun.	
The man has a red van.	